



## Circaid Custom Juxtafit Arm Garment Measurement Form



Adaptive Direct

Date: \_\_\_\_/\_\_\_\_/\_\_\_\_

Patient Name: \_\_\_\_\_

Fitter/Therapist Name: \_\_\_\_\_

Ship to: \_\_\_\_\_

juxtafit® essentials arm							
	Qty Left	Qty Right	Standard arm sleeve (C-G)	Partial sleeve (C-E)	Partial sleeve (E-G)	Partial sleeve (C-F)	Made of extra-firm material
armsleeve							

juxtafit® essentials glove				
	Qty Left	Qty Right	Finger- less glove	Extend wrist band by 3 or 6 cm.
glove				
open palm glove				
glove w/ dorsum strap				
open palm glove w/ dorsum strap				
hand wrap				

graduate™						
	Qty Left	Qty Right	Foam lateral rise	Stop foam at C	Tack thumb hole	Band locks
armsleeve			<input type="checkbox"/> 2.5cm <input type="checkbox"/> 5cm			

graduate™ foam liner color options	
Interior	Exterior
<input type="checkbox"/> Beige (default) <input type="checkbox"/> Red <input type="checkbox"/> Turquoise	<input type="checkbox"/> Black (default) <input type="checkbox"/> Beige <input type="checkbox"/> Red <input type="checkbox"/> Turquoise

### Cover up color

(indicate qty.)

\_\_\_\_ black

(default)

\_\_\_\_ beige

\_\_\_\_ pink

### Additional Options

Undersleeves  
(indicate qty.)

\_\_\_\_ standard

\_\_\_\_ silver

\_\_\_\_ wide

☐ Instructional  
DVD

\*New custom options  
and add-ons may incur  
additional costs.

### Notes:

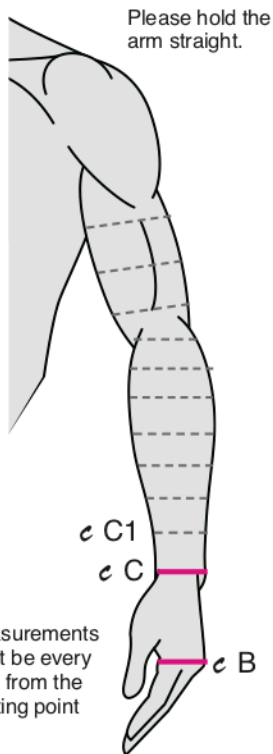


Adaptive Direct

## Arm measurement Circumferences

Left in cm.	Right in cm.
	55
	50
	45
	40
	35
	30
	25
	20
	15
	10
	05
	cC1
	cC wrist
	cB Palm

Please hold the arm straight.

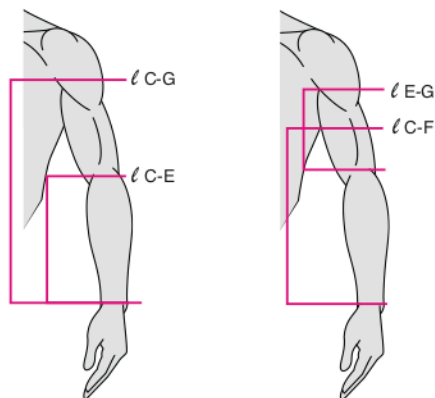


## Arm measurement Lengths

Left in cm.	Right in cm.
	ℓ C-G
	ℓ E-G
	ℓ C-F
	ℓ C-E

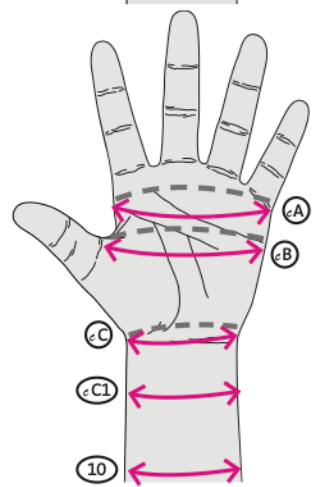
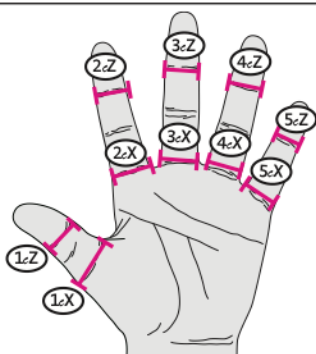
\*Only ℓC-E and ℓC-G required for standard arm sleeve. Other measurements only needed for partial arm sleeves depending on sleeve end point.

Please measure the length on the inside of the arm in a straight line.



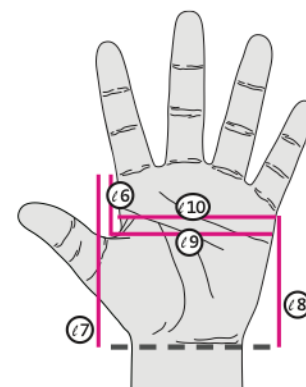
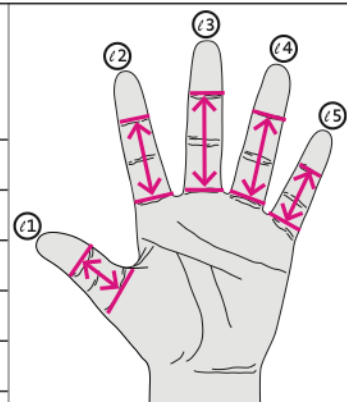
## Hand measurement Circumferences

Left in cm.	Right in cm.
	1cz
	2cz
	3cz
	4cz
	5cz
	1cx
	2cx
	3cx
	4cx
	5cx
	cA
	cB Palm
	cC Wrist
	cC1*
	10*



## Hand measurement Lengths

Left in cm.	Right in cm.
	ℓ1
	ℓ2
	ℓ3
	ℓ4
	ℓ5
	ℓ6
	ℓ7
	ℓ8
	ℓ9
	ℓ10



\*C1 and 10 required for extended wrist band on glove. 10 = 10 cm above C (wrist) measurement.

